

A new species of the genus *Bembidion* (subgenus *Phyla*) from the Kuznetskiy Alatau Range (Coleoptera: Carabidae)

R. Yu. Dudko

Dudko, R. Yu. 1999. A new species of the genus *Bembidion* (subgenus *Phyla*) from the Kuznetskiy Alatau Range (Coleoptera: Carabidae). *Zoosystematica Rossica*, **8**(1): 133-136.

Bembidion (*Phyla*) *demidenkoe* sp. n. is described from SW Siberia.

R. Yu. Dudko, Siberian Zoological Museum, Institute of Animal Systematics and Ecology, Russian Academy of Sciences, Siberian Branch, ul. Frunze 11, Novosibirsk 630091, Russia.

In this paper, a new species of the genus *Bembidion*, subgenus *Phyla* Motschulsky, is described from the Kuznetskiy Alatau Mt. Range. The subgenus *Phyla* have not so far been recorded from Siberia, the easternmost records of this subgenus being from the Caucasus and western regions of the European part of Russia. Morphometric characters are used as follows: body length is measured from the front margin of the clypeus to the apex of elytra, the length of elytra from the anterior termination of the marginal gutter to the apex of elytra, the length of the pronotum along its median line, the widths of the head, pronotum and elytra at their broadest part.

Subgenus *Phyla* Motschulsky, 1844

Phyla Motschulsky, 1844. Type species *Bembidion obtusum* Serville, 1821.

Phila: Motschulsky, 1850 (incorrect spelling).

Microcys J. Sahlberg, 1908. Type species *Bembidion liliputanus* J. Sahlberg, 1908.

Diagnosis. The subgenus *Phyla* differs from other subgenera in the combination of the following characters: lateral margin of elytra with a prolongation inside shoulder forming an angle; microsculpture of elytra consisting of very thin transverse lines; body with slight metallic shine; pronotum with obtuse hind angles (Netolitzky, 1942; Kryzhanovskij, 1983).

Distribution. Four species of this small subgenus are distributed in the Mediterranean. *B. obtusum* Serv. occurs in W and C

Europe and *B. incommodum* Net. is known from the Black Sea environs and the Caucasus (Netolitzky, 1942). Lindroth (1963) reported on the introduction of *B. obtusum* to N America. The new species, *B. demidenkoe* sp. n., is known from the type locality (SW Siberia) only.

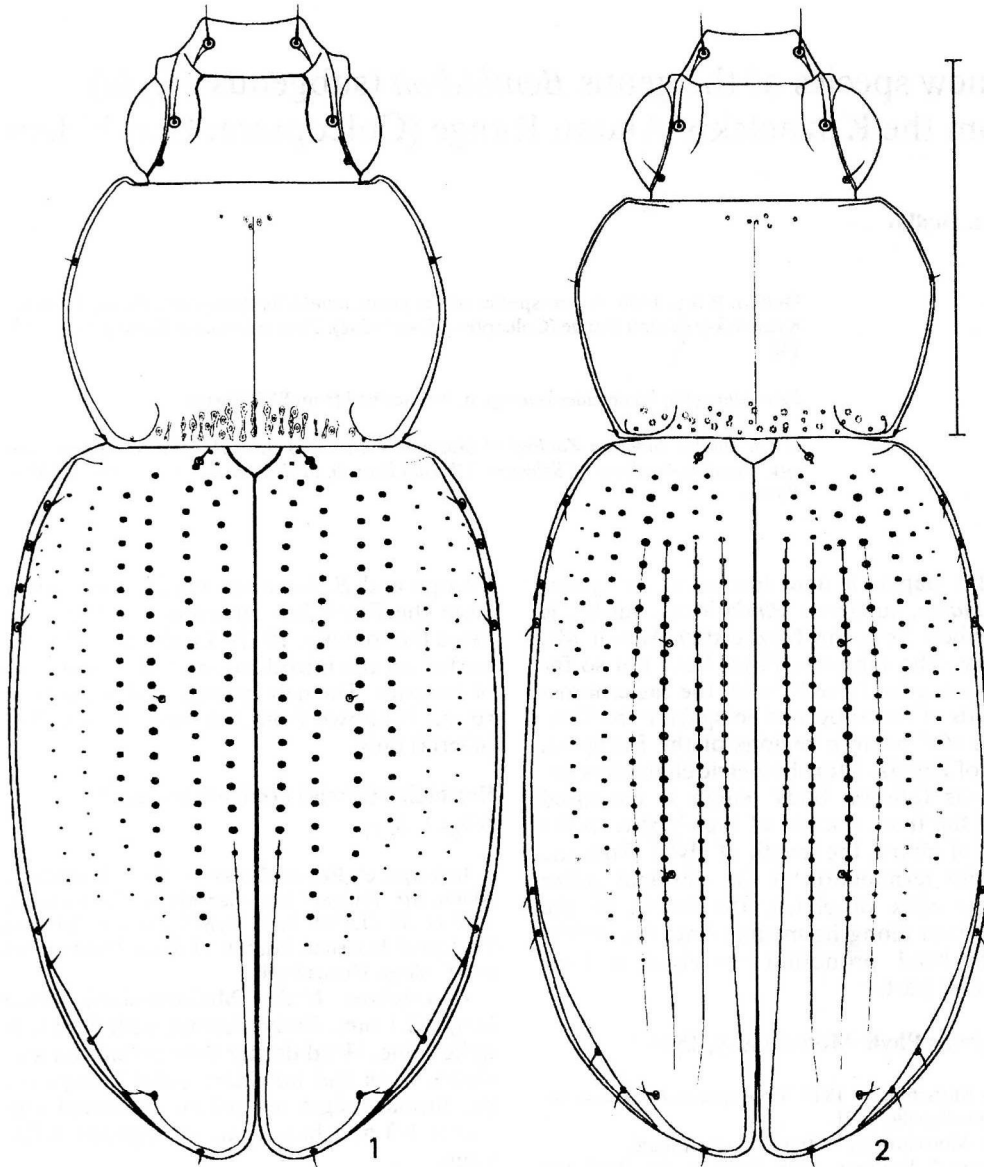
***Bembidion* (*Phyla*) *demidenkoe* sp. n.**
(Figs 1, 5, 7)

Holotype. ♂, Russia, Kemerovo Prov., Kuznetskiy Alatau Mt. Range, Chemodan Mt., alpine meadow, 1300 m, 30. VI. 1995, N. V. Demidenko leg.; Siberian Zoological Museum, Institute of Animal Systematics and Ecology, Novosibirsk.

Description. Male. Medium-sized, body length 3.1 mm. Body piceous, with light metallic shine. Head darker than pronotum and elytra. Legs and maxillary palpi (except for penultimate segment) yellow. Antennal segments 1-3 and basal part of segment 4 flavous.

Head of normal size, 1.43 times as wide as pronotum. Frontal furrows distinct, without rugosity and punctures. Third segment of antennae twice as long as wide and 1.15 times as long as the 2nd one.

Pronotum 1.43 times as wide as long, not cordate, its sides strongly rounded, hind angles obtuse and rounded at apex. Pronotum at base 0.7 times as wide as at its widest place and 1.1 times as wide as at frontal margin, widest approximately in the middle (Fig. 1). Front angles rounded, distinctly projecting forwards. Lateral gutters distinct along the whole length of pronotum; basal

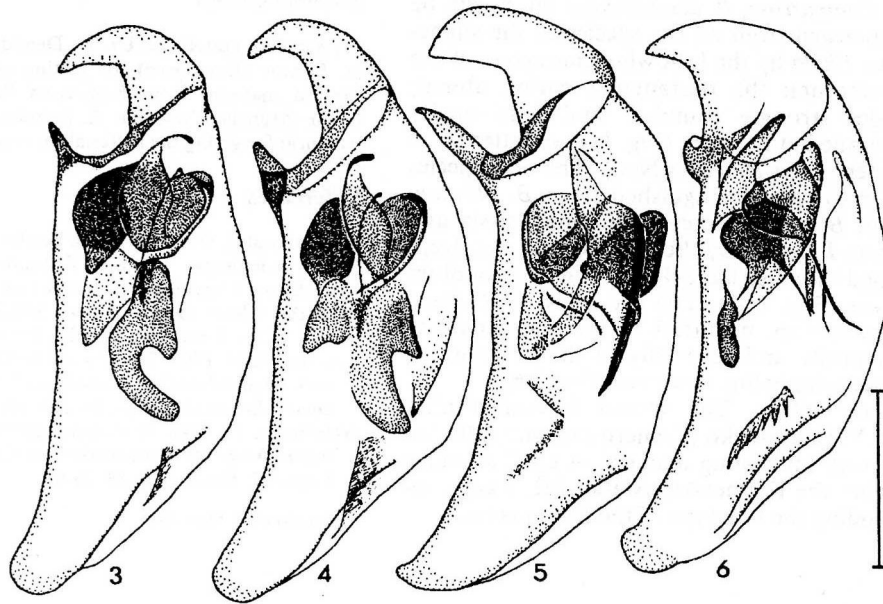


Figs 1-2. *Bembidion* (*Phyla*), general view. 1, *B. demidenkoeae* sp. n. (holotype); 2, *B. obtusum* (Germany). Scale: 1 mm.

gutter distinct from sides to inner basal foveae (Fig. 1). Transverse apical impression superficial, with a few thin punctures; basal impression relatively deep, but poorly outlined, relatively strongly punctured and longitudinally rugose; internal basal foveae small and indistinct; external basal foveae and postangular carina absent. Space between internal basal foveae and lateral margin with few punctures. Median line thin,

but visible from basal to apical transverse impressions.

Elytra convex and oval, subparallel in middle part, 1.50 times as long as wide combined, 1.86 times as wide as head and 2.79 times as long as pronotum. Six inner discal striae strongly punctured in basal part of elytra (5th and 6th striae slightly thinner) and visible up to apical third, a few shallow punctures mark their traces practically to the



Figs 3-6. *Bembidion* (*Phyla*), aedeagus, lateral view. 1, *B. obtusum* (Germany); 2, *B. incommodum* (Russia, Krasnodar Terr.); 3, *B. demidenkoae* sp. n. (holotype); 4, *B. tethys* (Spain). Scale: 0.2 mm.

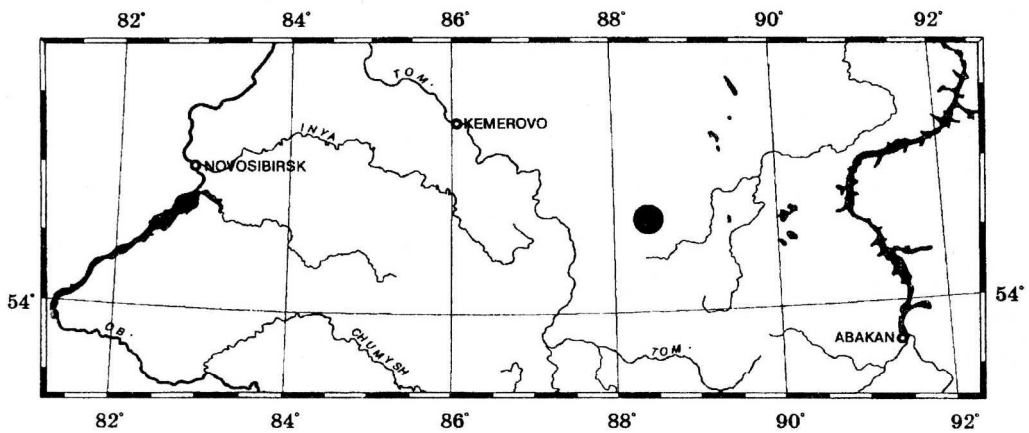


Fig. 7. Distribution of *Bembidion demidenkoae* sp. n.

apex of elytra. Seventh stria superficially punctured and distinguishable only in basal half of elytra. Scutellar stria consists of 4-5 distinct punctures. Only sutural striae, except for marginal ones, distinctly deepened in apical third. Both apical pores situated on a well developed apical striola ending when reaching anterior pore. Lateral margin of elytra with thin but distinct prolongation inside of shoulder forming right angle. All four

humeral pores of umbilicate series at approximately equal distance from each other.

Microsculpture of head and pronotum completely obliterated, while that of elytra consists of very thin transverse lines being more distinguishable at apex.

Aedeagus (Fig. 5) at apex angulate ventrally.

Distribution. SW Siberia: Kuznetskiy Ala-tau Mt. Range (Fig. 7).

Comparison. *B. demidenkoae* sp. n. can be separated from all the species of the subgenus *Phyla* by the following characters of the pronotum: the postangular carina absent; sides strongly rounded; and hind angles rounded at the apex (Fig. 1) (two latter characters as in *B. tethys* Net.). The new species is also well distinguished from *B. obtusum* and *B. incommodum* inhabiting Russia and from *B. tethys* by the wider elytra, not deepened discal striae 2-4, and rugose pronotum base (Figs 1, 2). The aedeagus of *B. demidenkoae* sp. n. differs in the apex angulate ventrally and especially in the structure of the endophallus armature (Figs 3-6).

Etymology. The species is named after N.V. Demidenko (Kemerovo), who collected a very interesting material of the Carabidae from the Kuznetskiy Alatau Mt. Range, including the holotype of the new species.

Acknowledgements

I am very grateful to Dr. N. Demidenko and Dr. D. Efimov (Kemerovo) for getting access to their carabid material from Kemerovo Prov., Dr. M. Baehr (München) and Dr. A. Solodovnikov (St. Petersburg) for giving the material for comparison.

References

- Kryzhanovskij, O.L. 1983. The beetles of the suborder Adephaga: families Rhysodidae, Trachypachidae, Carabidae. (Introduction and a review of the USSR fauna). *Fauna SSSR, Coleoptera*, 1(2): 1-341. Leningrad: Nauka. (In Russian).
- Lindroth, C.H. 1963. The ground beetles (Carabidae excl. Cicindelinae) of Canada and Alaska. Part 3. *Opusc. Entomol., Suppl.* 24: 201-408.
- Netolitzky, F. 1942. Bestimmungstabelle der *Bembidion*-Arten des paläarktischen Gebietes. I. *Koileopterol. Rundschau*, 28: 29-68.

Received 21 May 1998